

| 7AM SERIES


LIGHTING, ELECTRICAL, THERMAL, BATTERY, MOTOR PROTECTION

Introduction

The Klixon® 7AM delivers the maximum protection in the smallest package at an excellent price. It's the most reliable on the market, backed by the leading innovators in protection technology.

Each 7AM temperature rating has a bimetal disc specifically manufactured for that rating. Each device is then calibrated and checked for opening temperature. This results in optimum snap-acting open and reset characteristics necessary to achieve consistent performance over the required cycle life.

The Klixon® bimetal disc welded in a steel can provides excellent thermal sensitivity and maximum protection properties.



Features

- Over 3 billion sold
- Compact, miniature size
- UL, C-UL, DEKRA (ENEC) approvals
- Individually temperature checked on modern, custom-designed equipment
- Positive make and break with Klixon® snap-action disc
- Repeatable temperature performance over life
- Gasketed steel case suitable for most impregnation processes
- Current and temperature sensitivity for maximum design flexibility and application
- Wide selection of leads and insulating sleeves



PERFORMANCE CHARACTERISTICS

Rated Voltage	125 Vac / 250 Vac
Dimensions	20.2 x 10.8 x 4.9 mm (including terminals)
Life	10,000 cycles / 8 A / 250 Vac (see approvals sheets)
Maximum Contact Ratings @ 10K cycles	16 VDC at 20 amps 120 VAC at 22 amps 277 VAC at 8 amps 600 VAC at 4 amps
Open Temperature	70°C to 175°C in increments of 5°C
Temperature Tolerance	±5°C
Differential Temperature	19°C to 54°C, depending on open temperature
Seal	High-seal and low-seal gasket material available
Maximum Ambient Temperature	Continuous: open-temperature +10°C Overshoot: 5 minutes at 200°C
Vibration	Military standard 202F, Method 204D, Test Condition D (20g peak)
Corrosion Resistance	48 hours at 35°C in 5% salt environment (ASTM B117)
Humidity	95% relative humidity, 40°C: 7 days
Thermal Shock	-20°C / +150°C, each for 30 minutes / 5 cycles



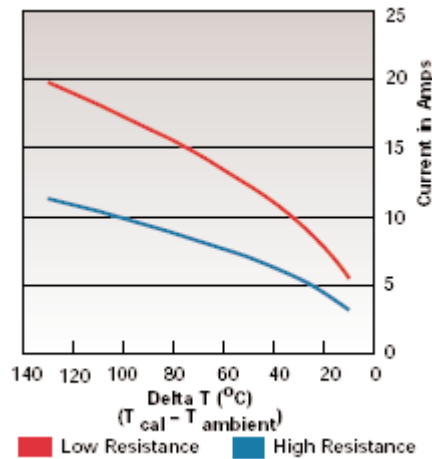
MAXIMUM CONTACT RATINGS (10,000 CYCLES)

Voltage	Current
16 VDC	20 amperes
120 VAC	22 amperes
277 VAC	8 amperes
600 VAC	4 amperes



ULTIMATE TRIP CURRENT VS. DELTA TEMPERATURE

Approximation, to be used only for selecting samples for verification tests.



Note: Delta T is the difference between the zero current calibrated opening temperature (T_{ca}) and ambient temperature ($T_{ambient}$) at the protector location.



Family		
Standard Operating Temperature		
Operating Temp. °C	Low Resistance Bimetal Disc	High Resistance Bimetal Disc
	Code	
65	020	-
70	021	201
75	022	202
80	023	203
85	024	204
90	025	205
95	026	206
100	027	207
105	028	208
110	029	209
115	030	210
120	031	211
125	032	212
130	033	213
135	034	214
140	035	215
145	036	216
150	037	217
155	038	218
160	039	219
165	040	-
170	336	-
175	316	-

Terminal Configuration
A = Same end
B = Opposite end

Temperature Tolerance
5 = ±5°C

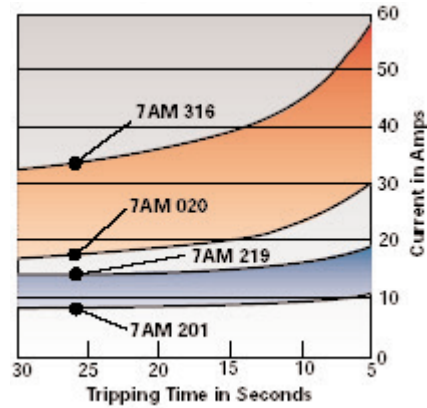
Physical Characteristics
i.e. Wire leads, insulating sleeve

Non-Standard Gasket Material (Optional)
5 = High Seal / White

Some ratings may not have UL listing. Please consult agency file listings.



AVERAGE FIRST CYCLE TRIPPING TIME VS. CURRENT (25°C AMBIENT)



AGENCY APPROVALS & CERTIFICATIONS

Agency	File Number	Standard	Note
UL/Canadian-UL	E15962	UL2111, C22.2, #77	Motor protection
UL/Canadian-UL	E34618	UL873, C22.2, #74	Limit and regulating controls
DEKRA (ENEC)	2014531.03	EN 60730-2-22	Motor protection
DEKRA (ENEC)	2014531.03	EN 60730-2-3	Ballast protection
DEKRA (ENEC)	2014531.03	EN60730-2-9	Thermal cut-out

Sensata Technologies, Inc. ("Sensata") data sheets are solely intended to assist designers ("Buyers") who are developing systems that incorporate Sensata products (also referred to herein as "components"). Buyer understands and agrees that Buyer remains responsible for using its independent analysis, evaluation and judgment in designing Buyer's systems and products. Sensata data sheets have been created using standard laboratory conditions and engineering practices. Sensata has not conducted any testing other than that specifically described in the published documentation for a particular data sheet. Sensata may make corrections, enhancements, improvements and other changes to its data sheets or components without notice.

Buyers are authorized to use Sensata data sheets with the Sensata component(s) identified in each particular data sheet. HOWEVER, NO OTHER LICENSE, EXPRESS OR IMPLIED, BY ESTOPPEL OR OTHERWISE TO ANY OTHER SENSATA INTELLECTUAL PROPERTY RIGHT, AND NO LICENSE TO ANY THIRD PARTY TECHNOLOGY OR INTELLECTUAL PROPERTY RIGHT, IS GRANTED HEREIN. SENSATA DATA SHEETS ARE PROVIDED "AS IS". SENSATA MAKES NO WARRANTIES OR REPRESENTATIONS WITH REGARD TO THE DATA SHEETS OR USE OF THE DATA SHEETS, EXPRESS, IMPLIED OR STATUTORY, INCLUDING ACCURACY OR COMPLETENESS. SENSATA DISCLAIMS ANY WARRANTY OF TITLE AND ANY IMPLIED WARRANTIES OF MERCHANTABILITY, FITNESS FOR A PARTICULAR PURPOSE, QUIET ENJOYMENT, QUIET POSSESSION, AND NON-INFRINGEMENT OF ANY THIRD PARTY INTELLECTUAL PROPERTY RIGHTS WITH REGARD TO SENSATA DATA SHEETS OR USE THEREOF.

All products are sold subject to Sensata's terms and conditions of sale supplied at www.sensata.com SENSATA ASSUMES NO LIABILITY FOR APPLICATIONS ASSISTANCE OR THE DESIGN OF BUYERS' PRODUCTS. BUYER ACKNOWLEDGES AND AGREES THAT IT IS SOLELY RESPONSIBLE FOR COMPLIANCE WITH ALL LEGAL, REGULATORY AND SAFETY-RELATED REQUIREMENTS CONCERNING ITS PRODUCTS, AND ANY USE OF SENSATA COMPONENTS IN ITS APPLICATIONS, NOTWITHSTANDING ANY APPLICATIONS-RELATED INFORMATION OR SUPPORT THAT MAY BE PROVIDED BY SENSATA.

Mailing Address: Sensata Technologies, Inc., 529 Pleasant Street, Attleboro, MA 02703, USA.

CONTACT US

Americas

+1 (508) 236-2551
electrical-protection-sales@
sensata.com

Europe, Middle East & Africa

+31743578156
info-sse@list.sensata.com

Asia Pacific

EP_Asia_Public@list.sensata.
com

China +86 (21) 2306 1651

Japan +81 (45) 277 7104

Korea +82 (53) 644 9685

India +91 (40) 4033 9611

Rest of Asia +65 (6478) 6860